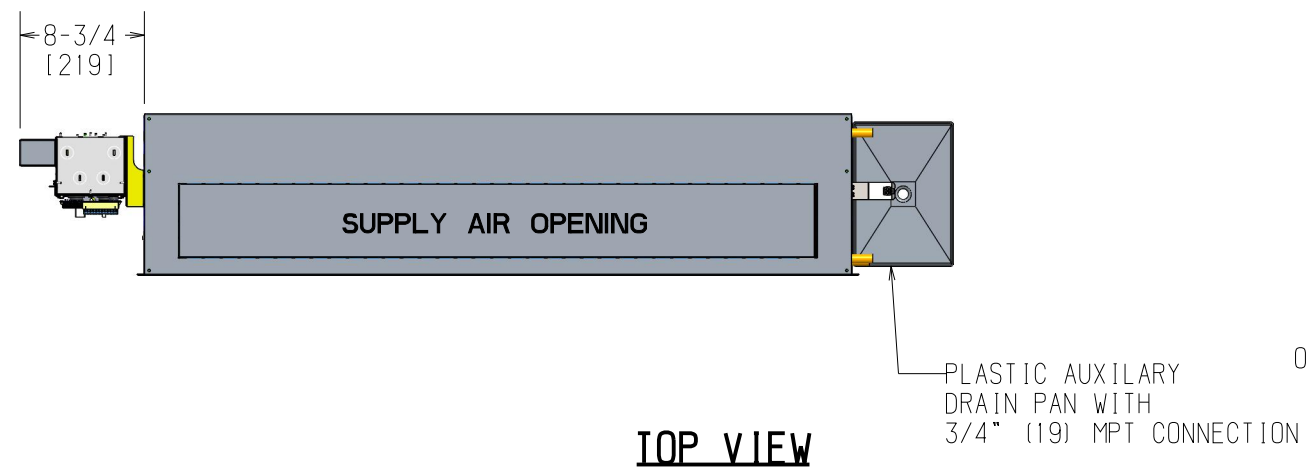
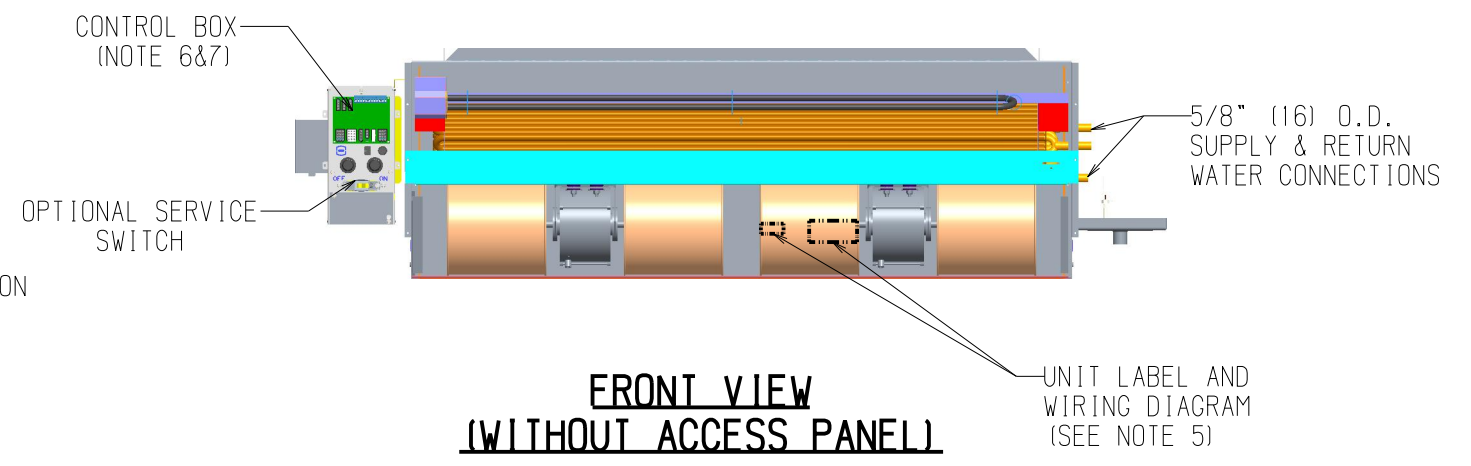


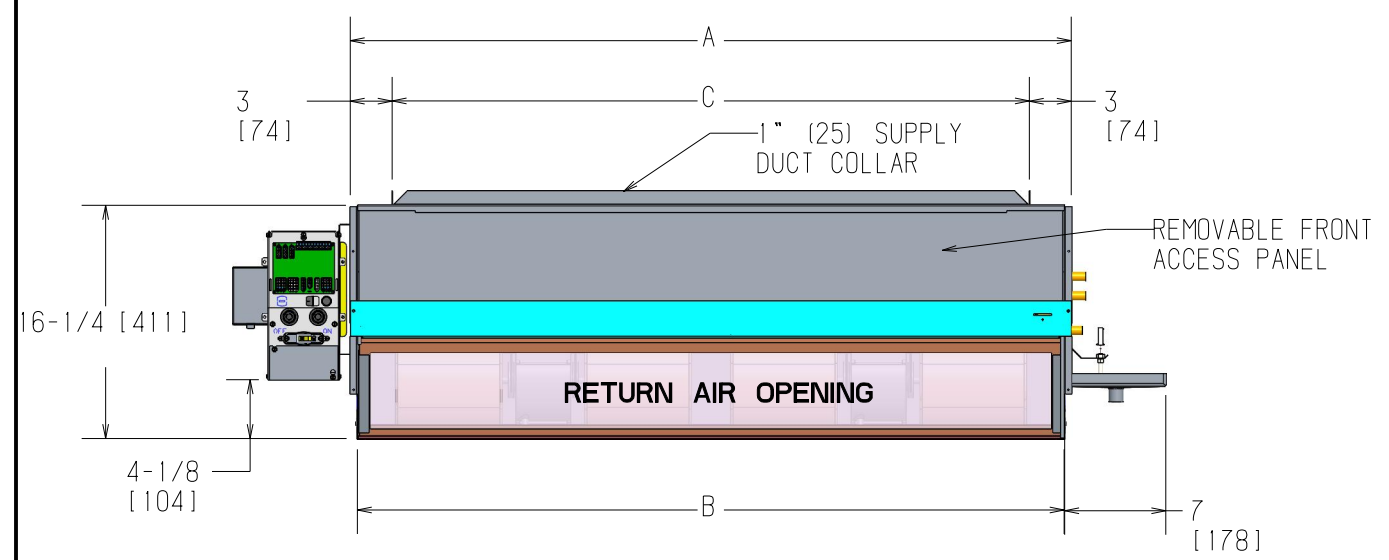
REVISION HISTORY		
REV	DATE	ECN
-	03/11/21	21-0295



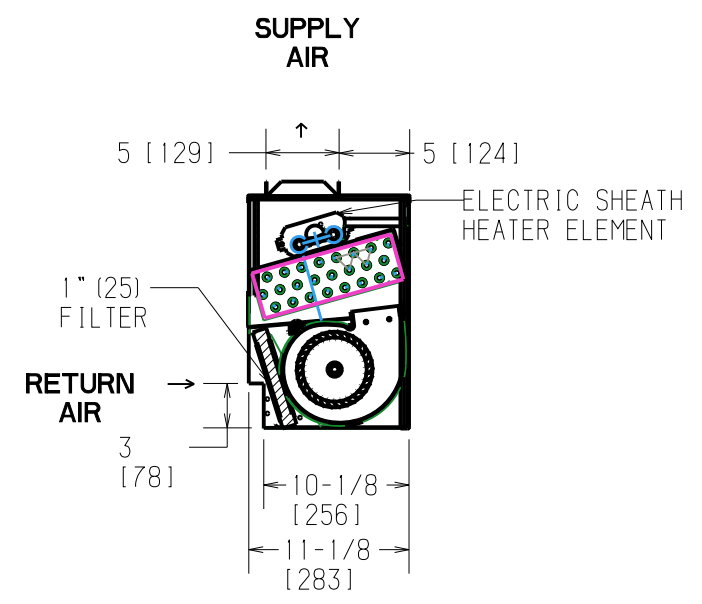
TOP VIEW



**FRONT VIEW
(WITHOUT ACCESS PANEL)**



FRONT VIEW



RIGHT SIDE VIEW

- NOTES:
1. RH COIL SHOWN. LH OPPOSITE.
 2. ALL DIMENSIONS ARE +/- .25 (6). DRAWING NOT TO SCALE.
 3. PRODUCT SPECIFICATIONS ARE SUBJECT TO CHANGE WITHOUT NOTICE.
 4. CONTROL BOX SIZE AND POSITION MAY VARY (CONSULT FACTORY)
 5. POSITION MAY VARY.
 6. SERVICE ACCESS IS LOCATED ON THE FRONT OF THE CONTROL BOX.
 7. KNOCKOUTS ON THE BOTTOM AND SIDE OF THE CONTROL BOX FOR INCOMING POWER CONNECTIONS

Unit Model	Dimensions - Inches (Millimeters)			Quantity/Unit	
	A	B	C	Blower	Motor
LHW 02	23 (584)	22 (559)	17 (432)	2	1
LHW 03	28 (711)	27 (686)	22 (559)	2	1
LHW 04	36 (914)	35 (889)	30 (762)	2	1
LHW 06	50 (1270)	49 (1245)	44 (1118)	4	2



TITLE VERT LOWBOY HIDEAWAY ELECTRIC HEAT			
DWG NO 1100-90044513			REV -
DRAWN K.LIETZ	DATE 03/20/12	APPROVED J.GRAVES	DATE 03/20/12

